

Phone Audio Option- Mobile Device

- ✓ Click on Join Webinar from your email confirmation.
 - ✓ Download the app as directed.
 - ✓ Webinar will launch automatically once the app is downloaded and opened
- *If the webinar does not launch, click “Join Webinar” again from your email confirmation.



The presentation along with a transcript and recording will be available on the BroadbandUSA website under Events/Past Event on or before May 12, 2021.



Connecting Minority Communities Pilot Program

Consolidated Appropriations Act, 2021

May 5 & 6, 2021



Housekeeping

Questions

- Type questions in the Q&A box on the right-hand side of the screen. Questions and answers will be available on the FAQ section of our website.
- [Overview of Consolidated Appropriations Act, 2021 | BroadbandUSA \(doc.gov\)](#)

Presentation

- The presentation along with a transcript and recording will be available on the BroadbandUSA website under Events/Past Event on or before May 12, 2021.
- <https://broadbandusa.ntia.doc.gov/events/past-events>

Presenters:

- Douglas Kinkoph, Associate Administrator
Office of Telecommunications and Information Applications, NTIA
- Scott Woods, Senior Broadband Program Specialist, NTIA
- Francine Alkisswani, Senior Policy Analyst, NTIA
- Karen Perry, Senior Policy Analyst, NTIA

Moderator:

- Gilbert Resendez, Broadband Program Specialist, BroadbandUSA,
NTIA

Agenda

Biden Administration and Broadband

Doug Kinkoph

Connecting Minority Communities Pilot Program – Overview of Eligibility Criteria & Proposed Program Requirements

Scott Woods

CMC Stakeholder Outreach Feedback

Francine Alkisswani

Publicly Available Data Resources

Karen Archer Perry

CMC Next Steps

Scott Woods

Questions and Answers

All



Douglas Kinkoph

Associate Administrator

Office of Telecommunications and Information Applications, NTIA

Biden Administration on Broadband



“We need to start seeing infrastructure through its effect on the lives of working people in America. What is the foundation today that they need to carve out their place in the middle class ... to live, to go to work, to raise their families with dignity ... no matter who they are or what zip code they live in?”

President Joe Biden, The American Jobs Plan



NTIA's Commitment to Connecting America

The Department of Commerce supports the Biden Administration's agenda and our partner agencies to ensure that every American has access to affordable and reliable broadband and has the skills and opportunities to participate fully.



Deploy broadband infrastructure to communities with the **greatest need**.



Support job creation and workforce development by ensuring that **all Americans have broadband, devices, and digital skills**.



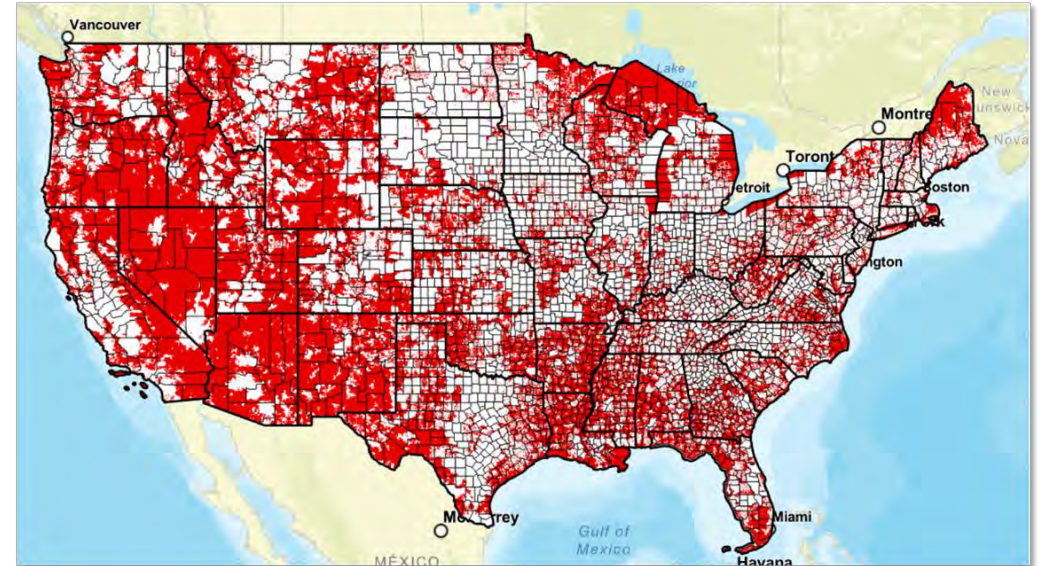
Collaborate with states, Tribes, industry, and federal agencies to effectively expand broadband access and digital inclusion.



Use data to inform policies and investments in broadband at all levels of government.

Millions of Americans Don't Have Reliable Broadband

- **17 million Americans** do not have basic broadband @ 25/3 Mbps.
- **20.9% of Tribal lands and 17.2% of rural lands** do not have 25/3 Mbps broadband.
- While 95.6% of households have access to 25/3 Mbps broadband, **only 68.9% of households subscribe** to service at that level or above.



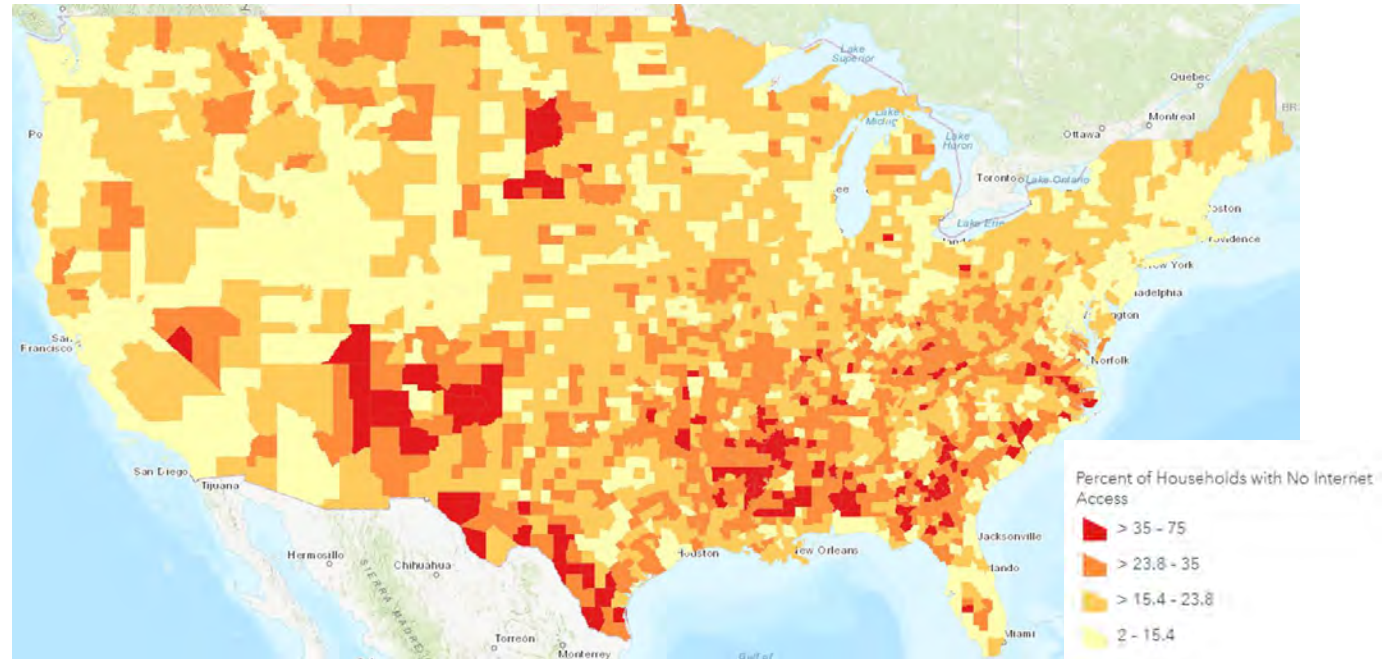
Red areas indicate where wireline broadband service is unavailable at the basic FCC benchmark speed of 25/3 Mbps based on FCC Form 477 carrier-reported data.

Visualization: NTIA National Broadband Availability Map (NBAM)

Source: FCC 2021 Broadband Deployment Report, based on ISP-reported Form 477 data

Broadband Adoption is Uneven Across Communities

- **65 million Americans** do not use the Internet at all.
- **10 million Internet users** rely solely on a mobile data plan.
- **5 Million households** not online identified **cost as their main reason** for not using the Internet.
- Under-connected Americans are disproportionately likely to be low-income, non-white, rural, Tribal, older, and differently-abled.



Red areas indicate places where more than 35% of the households have no Internet at all based on ACS subscription data.

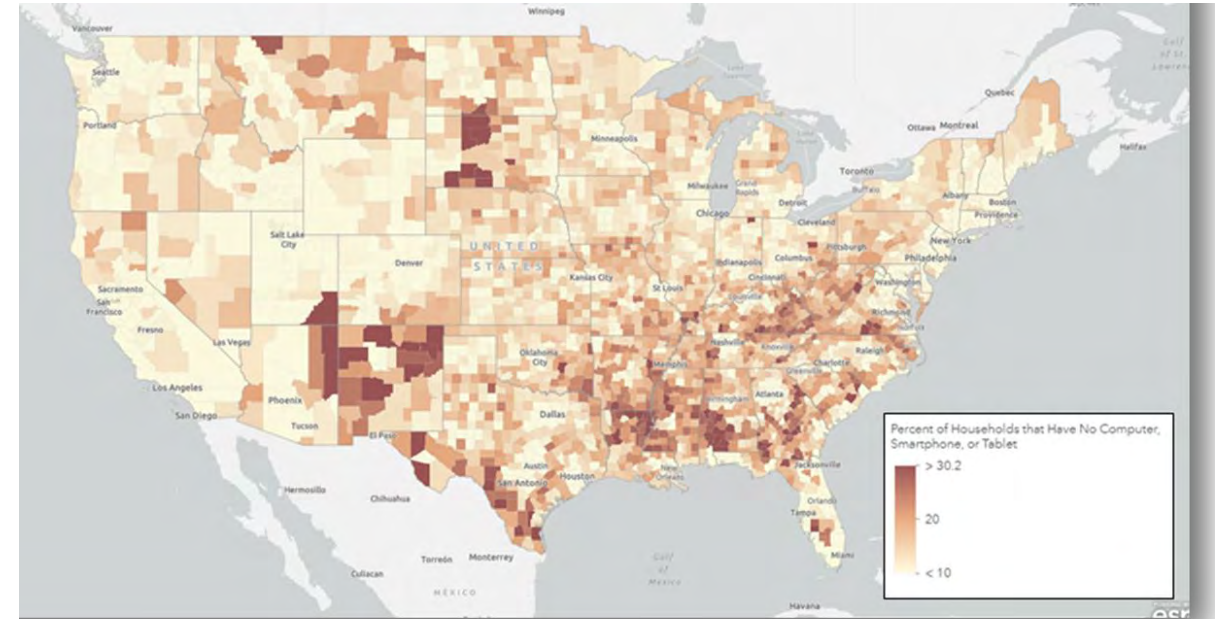
Source one: NTIA Internet Use Survey, based on consumer 2019 surveys

Visualization: NTIA National Broadband Availability Map (NBAM)

Source two: American Community Survey Device Ownership data 2015-2019

It's Time to Invest in the American Workforce

- **77% of all jobs** require at least some technology skills.
- **48% of hiring managers** say that candidates lack the skills needed to fill open jobs.
- **29% of students without basic digital skills** say they won't consider post-secondary studies.
- **More than 12 million households** lack access to a computer, tablet or smartphone.



Residents without devices have fewer opportunities to hone their digital skills, access educational opportunities, and advance in the workforce.

Visualization: NTIA National Broadband Availability Map (NBAM)

Source: American Community Survey Device Ownership data 2015-2019

Source: Quello Center, Michigan State University, others.

Consolidated Appropriations Act, 2021 Grant Programs Overview

1

Tribal Broadband Connectivity Grants:

Grants to expand access to and adoption of: (A) broadband service on Tribal land; or (B) remote learning, telework, or telehealth resources during the COVID-19 pandemic:

\$1 Billion.

*[*Consolidated Appropriations Act, 2021](#)*

2

Broadband Infrastructure Deployment Grants:

Grants for covered broadband projects, defined as competitively and technologically neutral projects for the deployment of fixed broadband service in a census block with at least one household or business that does not have access to 25/3

\$300 million.

3

Connecting Minority Communities Pilot Program:

Grants to eligible recipients in anchor communities for the purchase of broadband internet access service or any eligible equipment, or to hire and train information technology personnel.

\$285 million.

Scott D. Woods

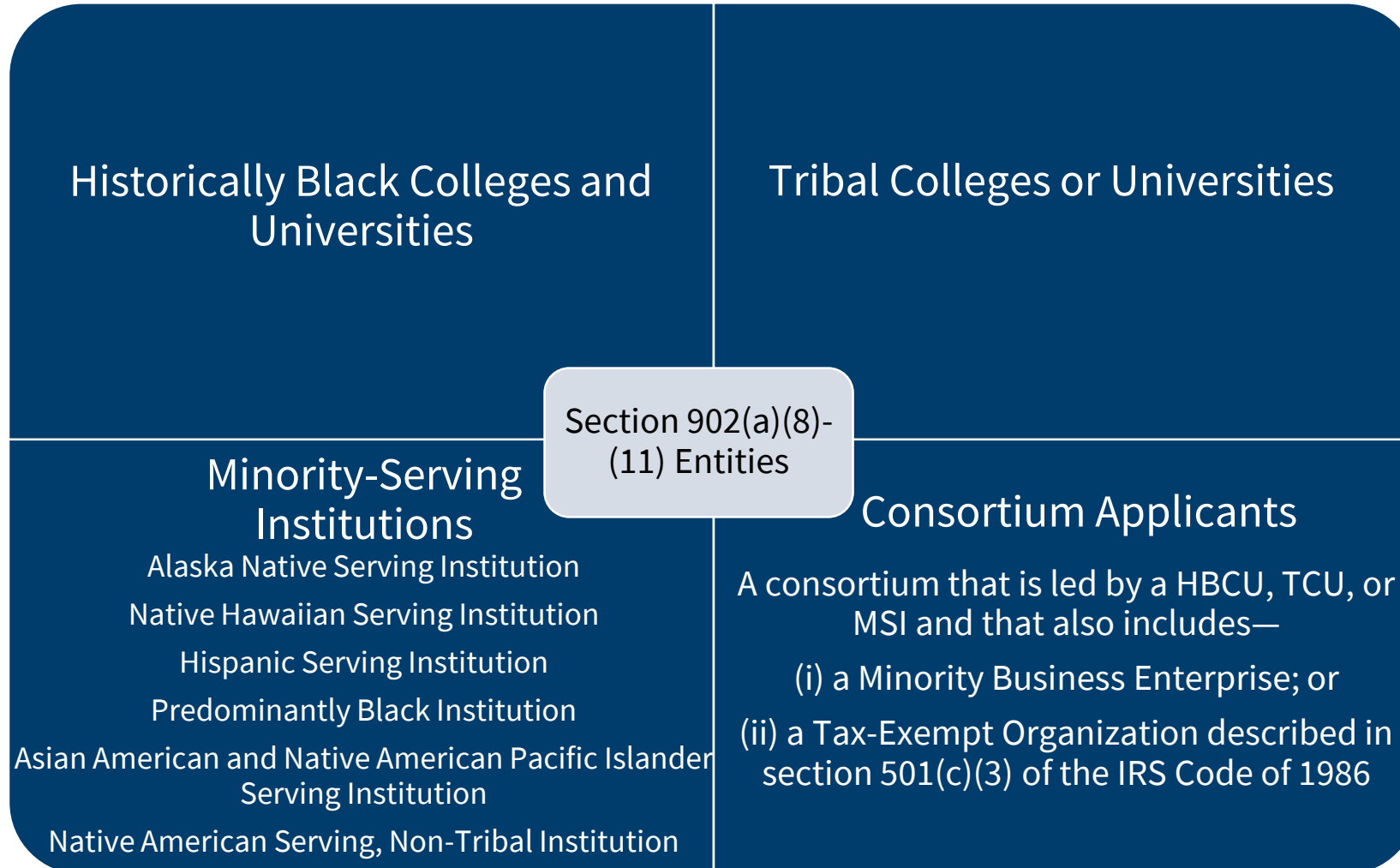
*Senior Broadband Program Specialist
Manager, BroadbandUSA Technical Assistance Program*

Connecting Minority Communities Pilot Program – Eligibility Criteria Overview

Connecting Minority Communities (CMC) Pilot Program

How Much	\$285 Million
Who can apply	<ul style="list-style-type: none"> ▪ Historically Black Colleges or Universities (HBCUs); ▪ Tribal Colleges or Universities (TCUs); ▪ Minority-Serving Institutions (MSIs); ▪ Consortia led by HBCUs, TCUs, or MSIs that include a Minority Business Enterprise or 501(c)(3) Tax-Exempt Organization.
For What	<p>The purchase of broadband internet access service or any eligible equipment, or to hire and train information technology personnel:</p> <ol style="list-style-type: none"> (1) for the educational institution to facilitate educational instruction and learning, including through remote instruction; or (2) to operate the Minority Business Enterprise; or (3) to operate the 501(c)(3) Tax-Exempt Organization.
When	NTIA anticipates accepting applications for the CMC Pilot Program in Summer 2021.

CMC Eligible Entities



CMC Pilot Program Overview of Final Rule

Eligible Entities – Act directed NTIA to develop new methods to establish and verify CMC eligibility:

- 1) Identify and verify that an applicant is an HBCU, TCU, or MSI (eligible recipient).
- 2) Identify and map **anchor communities** that are within a 15-mile radius of each eligible HBCU, TCU, or MSI and that meets the estimated median annual household income of not more than 250 percent of the poverty threshold.
- 3) In consultation with the Secretary of the Interior, determine a comparable maximum distance for TCU anchor community located on land held in trust by the United States is statistically comparable to anchor communities defined as not more than 15 miles from an HBCU, TCU or MSI (where applicable).
- 4) Identify which eligible recipients have the greatest unmet financial need.
- 5) Verify that a designated Minority Business Enterprise (MBE) or a Tax-Exempt 501(c)(3) Organization applying as a member of the consortium is an eligible entity (consortium applicants).

CMC Eligible Entities

Type	Current Number of Schools	NTIA Validation Method
Historically Black College or University (HBCU)	102 Schools	National Center for Education Statistics (NCES) list of HBCUs
Tribal College or University (TCU)	37 Schools	NCES list of TCUs.
Hispanic-Serving Institution (HSI)	501 Schools	Defined as eligible or potentially eligible in the most recent Dep't of Education Eligibility Matrix available, in the HSI category.
Alaska Native and Native Hawaiian (ANNH)	66 Schools	Defined as eligible or potentially eligible in the most recent Dep't of Education Eligibility Matrix available, in the ANNH or ANNH F categories.
Predominantly Black Institution (PBI)	104 Schools	Defined as eligible or potentially eligible in the most recent Dep't of Education Eligibility Matrix available, in the PBI F or PBI A categories.
Asian American and Native American Pacific Islander-Serving Institution (AANAPISI)	336 Schools	Defined as eligible or potentially eligible in the most recent Dep't of Education Eligibility Matrix available, in the AANAPISI or AANAPISI F categories.
Native American-Serving Non-Tribal Institution (NASNTI)	32 Schools	Defined as eligible or potentially eligible in the most recent Dep't of Education Eligibility Matrix available, in the NASNTI or NASNTI F categories.

CMC Eligible Entities | Anchor Communities

“Anchor Community” means *any area* that is: (i) not more than 15 miles from a HBCU, a TCU, or a MSI; and (ii) has an estimated median annual household income of not more than 250 percent of the poverty line.

- ✓ The 250 percent threshold will be determined for household size based on the 2019 poverty thresholds available from the U.S. Census Bureau
 - ✓ The 250 percent poverty threshold by household size will then be applied to the average household size in each census tract according to the 2015-2019 American Community Survey data (U.S. Census Bureau).
 - ✓ Utilizing capabilities within the NBAM platform, a 15-mile buffer will be drawn around each eligible institution as described above
 - ✓ A digital overlay will be used to select all census tracts for each anchor community boundary. The median household income in each anchor community census tract will be compared to the 250 percent poverty threshold as defined above to determine if the anchor community tract does not exceed the prescribed poverty threshold
- Poverty Line Threshold - Source: <https://www.census.gov/data/tables/time-series/demo/income-poverty/historical-poverty-thresholds.html>
 - NTIA to create 15-mile radius buffer around each eligible recipient to include Median Household Income Data, Average Household Size and Poverty Threshold for each individual census tract.

CMC Eligible Entities | Anchor Communities

Poverty Thresholds for 2019 by Size of Family and Number of Related Children Under 18 Years

Size of family unit	Weighted average thresholds	Related children under 18 years								
		None	One	Two	Three	Four	Five	Six	Seven	Eight or more
One person (unrelated individual):	13,011									
Under age 65.....	13,300	13,300								
Aged 65 and older.....	12,261	12,261								
Two people:	16,521									
Householder under age 65.....	17,196	17,120	17,622							
Householder aged 65 and older....	15,468	15,453	17,555							
Three people.....	20,335	19,998	20,578	20,598						
Four people.....	26,172	26,370	26,801	25,926	26,017					
Five people.....	31,021	31,800	32,263	31,275	30,510	30,044				
Six people.....	35,129	36,576	36,721	35,965	35,239	34,161	33,522			
Seven people.....	40,016	42,085	42,348	41,442	40,811	39,635	38,262	36,757		
Eight people.....	44,461	47,069	47,485	46,630	45,881	44,818	43,470	42,066	41,709	
Nine people or more.....	52,875	56,621	56,895	56,139	55,503	54,460	53,025	51,727	51,406	49,426

Source: U.S. Census Bureau.

<https://www.census.gov/data/tables/time-series/demo/income-poverty/historical-poverty-thresholds.html>

CMC Eligible Entities | Anchor Communities

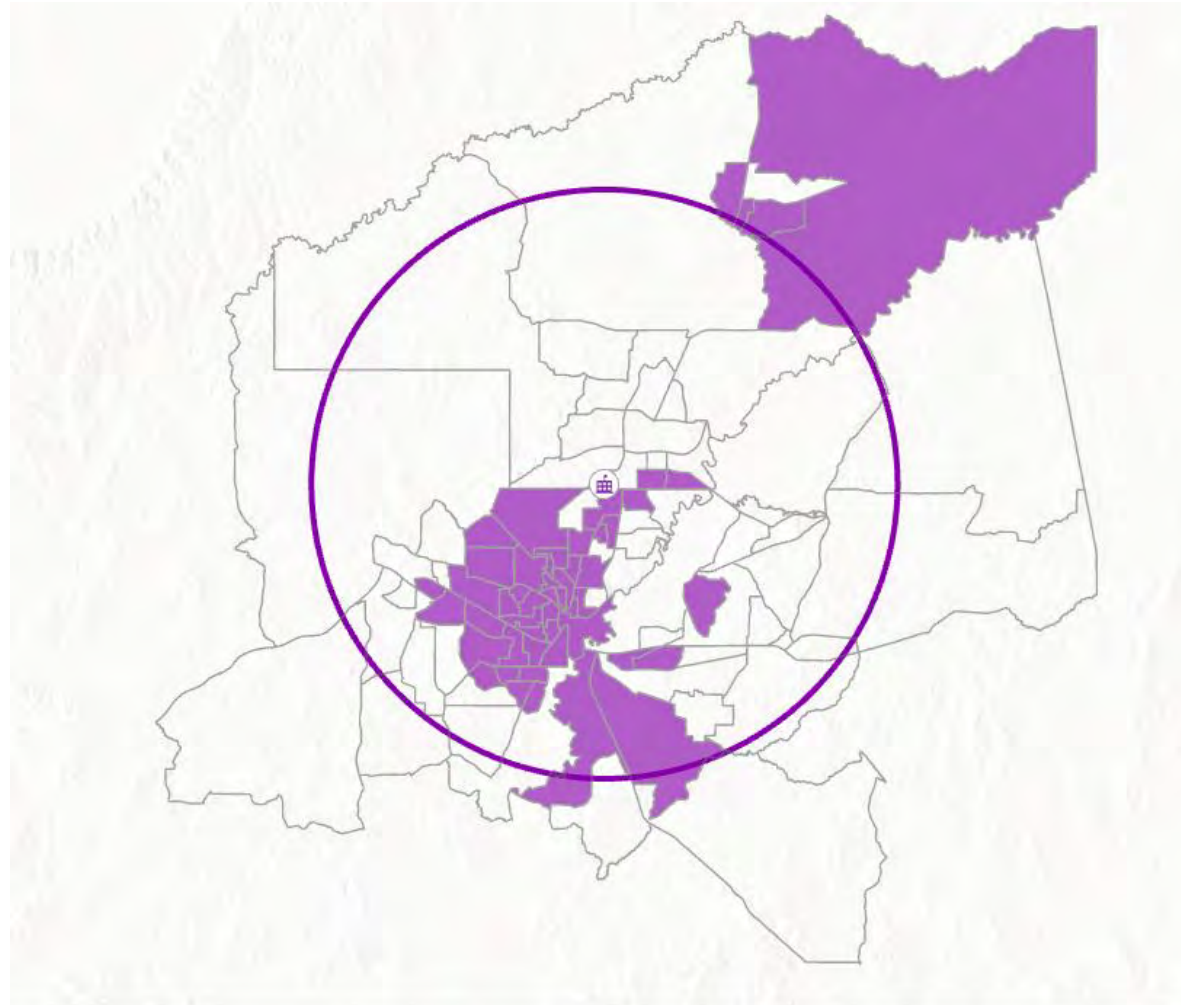
Poverty Thresholds for 2019 by Size of Family and Number of Related Children Under 18 Years

Size of family unit	Weighted average thresholds	250%	Related children under 18 years										
			None	One	Two	Three	Four	Five	Six	Seven	Eight or more		
One person (unrelated individual):	\$13,011	\$32,528											
Under age 65.....	\$13,300		13,300										
Aged 65 and older.....	\$12,261		12,261										
Two people:	\$16,521	\$41,303											
Householder under age 65.....	\$17,196		17,120	17,622									
Householder aged 65 and older.....	\$15,468		15,453	17,555									
Three people.....	\$20,335	\$50,838	19,998	20,578	20,598								
Four people.....	\$26,172	\$65,430	26,370	26,801	25,926	26,017							
Five people.....	\$31,021	\$77,553	31,800	32,263	31,275	30,510	30,044						
Six people.....	\$35,129	\$87,823	36,576	36,721	35,965	35,239	34,161	33,522					
Seven people.....	\$40,016	\$100,040	42,085	42,348	41,442	40,811	39,635	38,262	36,757				
Eight people.....	\$44,461	\$111,153	47,069	47,485	46,630	45,881	44,818	43,470	42,066	41,709			
Nine people or more.....	\$52,875	\$132,188	56,621	56,895	56,139	55,503	54,460	53,025	51,727	51,406	49,426		

Source: U.S. Census Bureau.

<https://www.census.gov/data/tables/time-series/demo/income-poverty/historical-poverty-thresholds.html>

CMC Eligible Entities | Anchor Communities*

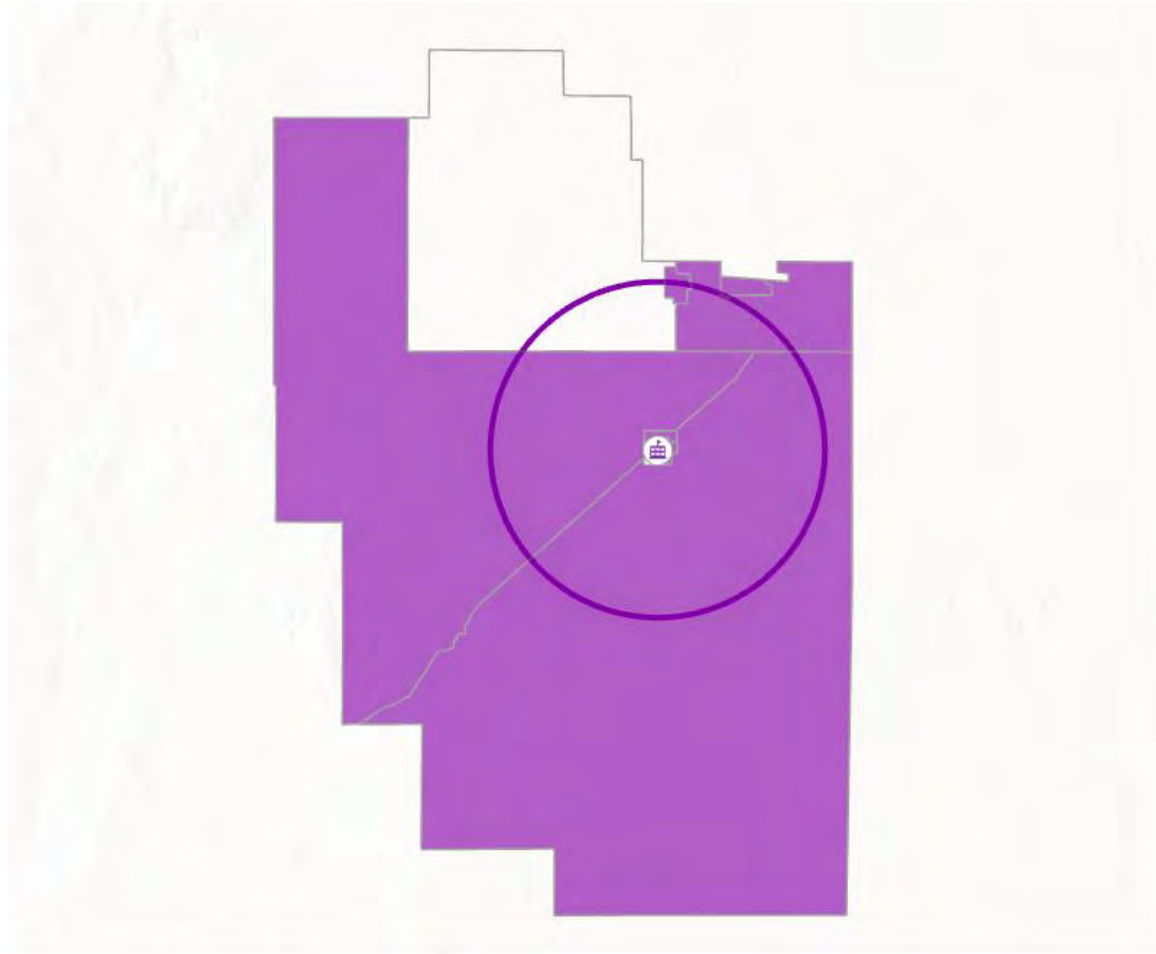


CMC Eligible Entities | Anchor Communities*

Name	Median Household Income	HH_Size	Pov250Threshold	CMC Qualification
Census Tract 1	72733	2.61	50838	Does Not Qualify
Census Tract 2	90809	2.32	41303	Does Not Qualify
Census Tract 3.01	36516	2.48	41303	Qualifies
Census Tract 3.02	37285	2.02	41303	Qualifies
Census Tract 4	56650	2.73	50838	Does Not Qualify
Census Tract 5	29530	2.36	41303	Qualifies
Census Tract 6	35965	2.56	50838	Qualifies
Census Tract 7	36859	3.08	50838	Qualifies
Census Tract 8	24026	2.52	50838	Qualifies
Census Tract 9	26615	2.53	50838	Qualifies
Census Tract 10	24414	2.37	41303	Qualifies
Census Tract 11	14321	2.11	41303	Qualifies
Census Tract 12	26746	2.36	41303	Qualifies
Census Tract 13	49167	2.34	41303	Does Not Qualify

*Hypothetical for illustrative purposes.

CMC Eligible Entities | Anchor Communities*



*Hypothetical for illustrative purposes.

CMC Eligible Entities | Anchor Communities*

Name	Median Household Income	HH_Size	Pov250Threshold	CMC Qualification
Census Tract 5	38750	2.71	50838	Qualifies
Census Tract 6.01	55000	2.25	41303	Does Not Qualify
Census Tract 6.03	46008	2.81	50838	Qualifies
Census Tract 9	48750	3.11	50838	Qualifies
Census Tract 1	31434	2.47	41303	Qualifies
Census Tract 2	28912	2.76	50838	Qualifies
Census Tract 3	53712	2.55	50838	Does Not Qualify
Census Tract 4.01	47917	2.6	50838	Qualifies
Census Tract 4.02	50750	2.67	50838	Qualifies

*Hypothetical for illustrative purposes.

CMC Eligible Entities | Greatest Unmet Financial Need

To determine which eligible recipients have students with the greatest unmet financial needs, each applying eligible institution must provide the following information in their application for funding, to include any supplementary information to explain the data:

- (i) Student population size;
- (ii) Number and percentage of students that are eligible to receive Federal Pell Grants;
- (iii) Number and percentage of students that receive other need-based financial aid from the Federal Government, a State, or that institution;
- (iv) Number and percentage of students that qualify as low-income consumers;
- (v) Number and percentage of students that are low-income individuals; and
- (vi) Number and percentage of students that have been approved to receive unemployment insurance benefits under any Federal or State law since March 1, 2020.

During the Merit Review phase, NTIA will analyze the submitted information for each of these criteria and will develop an assessment of each institution's student body-based unmet financial needs. These assessments will be ranked and compared across all submitted applications during the merit review phase and program eligibility determinations will be made based on an evaluation of the data provided and accompanying explanatory information. Final recommendations for project approval and grant funding will be made for those eligible anchor institutions that have demonstrated the greatest unmet financial need.

CMC| Program Requirements

- At least 40% of Grants Funds Awarded will be made to HBCUs
- At least 20% of all Grants Funds Awarded to Eligible Entities must be used to provide broadband access and/or devices and equipment to students
- Eligible recipients that receive a grant to provide broadband internet access service or eligible equipment to students must prioritize students who are in need (per the needs criteria factors)
- Purchase or Lease of Equipment - Eligible entities must prioritize any lending or providing of equipment to students and/or patrons who do not have access to such equipment
- Program Evaluation and Data Collection Requirements

Francine Alkisswani

Senior Policy Analyst

BroadbandUSA, NTIA

CMC Outreach & Stakeholder Feedback

Stakeholder Feedback

Equitable Distribution



Greatest Unmet Financial Need



Digital Inclusion



Eligibility Consortia



Innovation



Reporting/Evaluation



Karen Archer Perry

Senior Policy Analyst

BroadbandUSA, NTIA

Publicly Available Data Resources

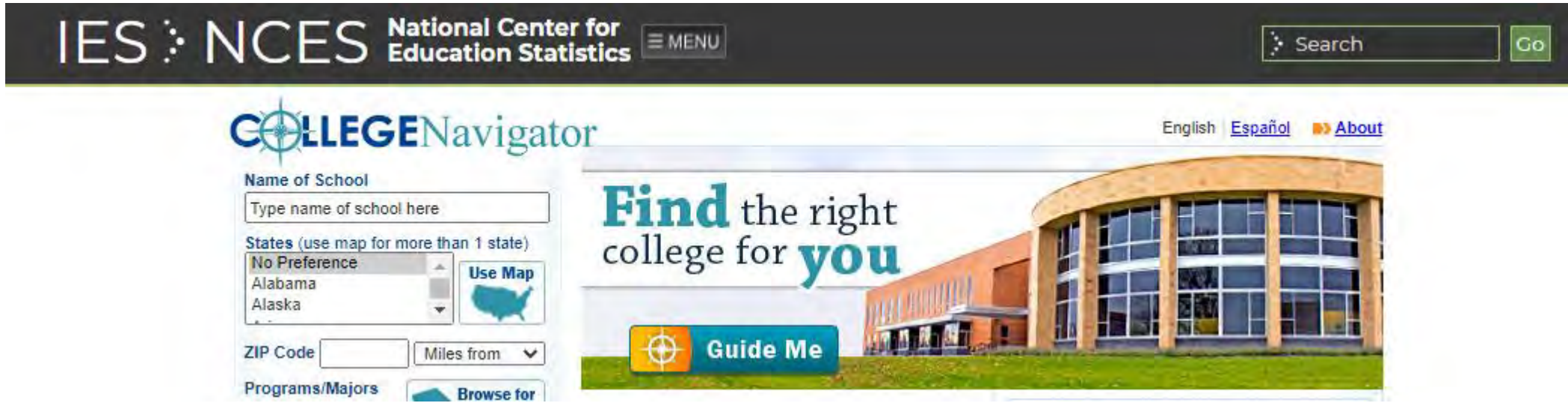
Connecting Minority Communities | Objectives

The purchase of broadband internet access service or any eligible equipment, or to hire and train information technology personnel:

- to facilitate educational instruction and learning, including through remote instruction; or
- to operate the minority business enterprise; or
- to operate the not-for-profit organization.



Eligible Entities Historically Black College or University (HBCU)



IES NCES National Center for Education Statistics

Search Go

COLLEGE Navigator

English Español About

Name of School

Type name of school here

States (use map for more than 1 state)

No Preference

Alabama

Alaska

Use Map

ZIP Code

Miles from

Programs/Majors

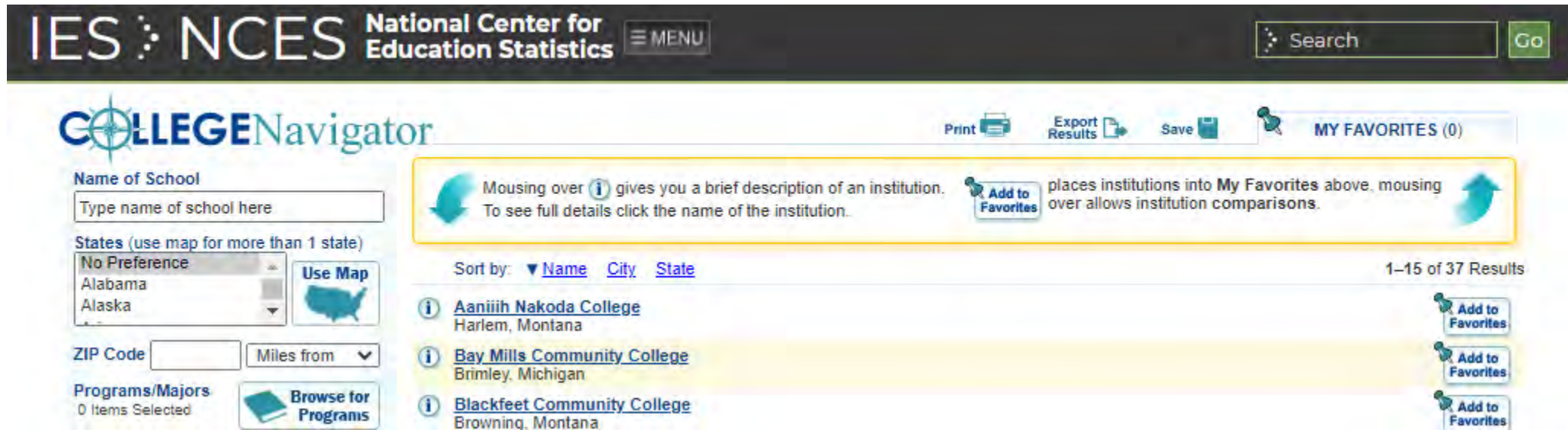
Browse for

Find the right college for you

Guide Me

- National Center for Education Statistics (NCES) list of HBCUs
- <https://nces.ed.gov/collegenavigator/>
- Select “More Search Options”
- Select “Historically Black Colleges and Universities” from the drop down

Eligible Entities Tribal College or University



IES NCES National Center for Education Statistics


COLLEGE Navigator


Name of School
Type name of school here


States (use map for more than 1 state)
No Preference
Alabama
Alaska
Use Map

ZIP Code Miles from







Programs/Majors
0 Items Selected
Browse for Programs

Mousing over  gives you a brief description of an institution. To see full details click the name of the institution.

 places institutions into My Favorites above. mousing over allows institution comparisons.

Sort by:  Name City State

1-15 of 37 Results

-  [Aaniiih Nakoda College](#)
Harlem, Montana 
-  [Bay Mills Community College](#)
Brimley, Michigan 
-  [Blackfeet Community College](#)
Browning, Montana 

- National Center for Education Statistics (NCES) list of TCUs
- <https://nces.ed.gov/collegenavigator/>
- Select “More Search Options”
- Select “ Tribal College” from the drop down

Eligible Entities Minority Serving Institutions

Eligibility Matrix

- [Eligibility Matrix 2020](#) (2.26M)
- [Title III Statute](#) - Title 20, Chapter 28, Subchapter III of the U.S. Code (Cornell University Law School Legal Information Institute Web site)
- [Title V Statute](#) - Title 20, Chapter 28, Subchapter V of the U.S. Code (Cornell University Law School Legal Information Institute Web site)
- **Applicable Regulations:**(a) The [Education Department General Administrative Regulations](#) (EDGAR) in 34 CFR parts 74, 75, 77, 79, 80, 82, 84, 86, 97, 98, and 99. (b) The OMB Guidelines to Agencies on Governmentwide Debarment and Suspension (Nonprocurement) in [2 CFR 180](#), as adopted and amended as regulations of the Department in 2 CFR part 3485. (c) The Uniform Administrative Requirements, Cost Principles, and Audit Requirements for Federal Awards in [2 CFR part 200](#), as adopted in 2 CFR part 3474. (d) The regulations for the Title III programs in [34 CFR part 607](#), and for the HSI program in [34 CFR part 606](#). (e) The notice of final requirements for the PPOHA program, published in the Federal Register on July 27, 2010 ([75 FR 44055](#)).

Application Contacts

Program Officer: Christopher Smith, christopher.smith@ed.gov, (202) 453-7946 or (202) 262-7141
 Technical Assistance: Jason Cottrell, Ph.D, jason.cottrell@ed.gov, (202) 453-7530 or (202) 262-1833

If you use a telecommunications device for the deaf or a text telephone, call the Federal Relay Service, toll free, at 1-800-877-8339. Individuals with disabilities can obtain this document in an accessible format (e.g., braille, large print, audio tape, or compact disc) on request to one of the contact persons listed in this section.

Office Address:

U.S. Department of Education, OPE
 Higher Education Programs
 Institutional Service
 Request for Eligibility Designation
 400 Maryland Avenue, S.W., Room 4C146
 Washington, DC 20202



U.S. Department of Education

Student Loans

Grants

OPE

Office of Postsecondary Education

- Home
- Programs/Initiatives
- Office Contacts
- Reports & Resources
- News
- Education Planning
- Guidance
- Policy Initiatives
- Accreditation
- OPE Topics A-Z

Eligibility Designations and Applications
 Eligibility Requirements

- <https://www2.ed.gov/about/offices/list/ope/idues/eligibility.html#tips>

The American Community Survey

Your key to local community demographic data



U.S. Department of Commerce
Economics and Statistics Administration
U.S. CENSUS BUREAU
[census.gov](https://www.census.gov)

Social

- People
- Population
- Age and Sex
- **Race, Ethnicity and Hispanic Origin**
- Population Characteristics
- Education level
- Employment status

Housing

- Housing units
- Households
- **Income and earnings**
- **Poverty status**
- Families and Living Arrangements
- **Computer and Internet subscriptions**
- Economy
- Transportation

Economic

- Economy
- Compute
- Geography
- Businesses
- Industry
- Occupation
- Work last year
- Civic employment

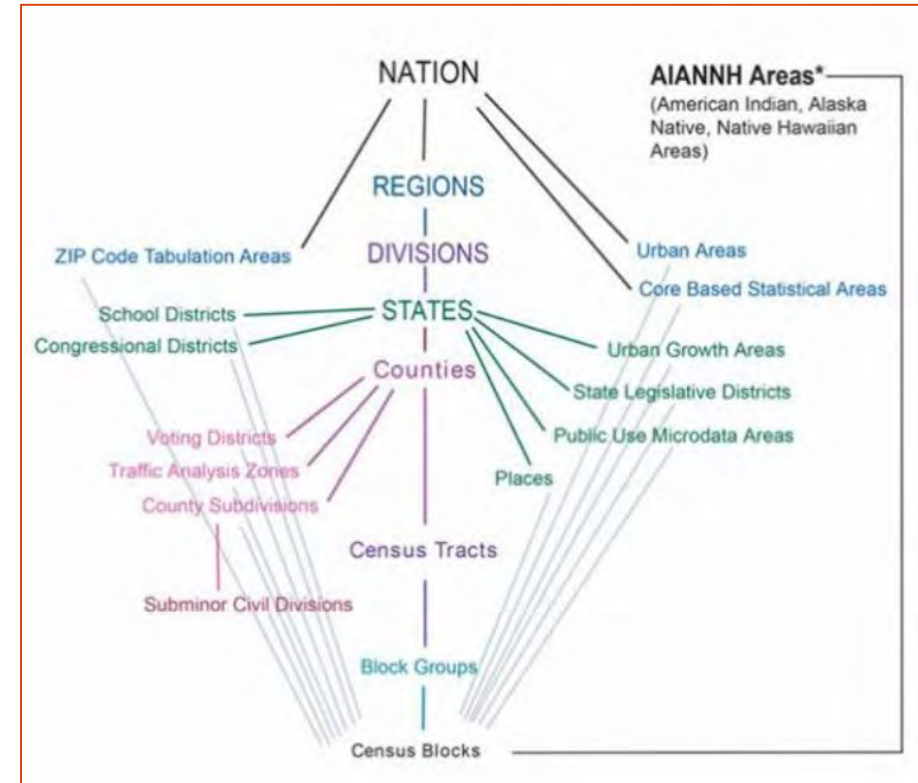
American Community Survey

ACS surveys 3.5M households per year for total of 17M households.

5-year estimates include:

- All 3,142 counties
- Tribal areas
- Populations of 20,000 or less
- Geographic areas down to the tract and block group level

www.census.gov/programs-surveys/acs



United States™
Census
Bureau

U.S. Department of Commerce
Economics and Statistics Administration
U.S. CENSUS BUREAU
census.gov

Comprehensive Dataset | Annual Updates

No

9 At this house, apartment, or mobile home – do you or any member of this household own or use any of the following types of computers?

	Yes	No
a. Desktop or laptop	<input type="checkbox"/>	<input type="checkbox"/>
b. Smartphone	<input type="checkbox"/>	<input type="checkbox"/>
c. Tablet or other portable wireless computer	<input type="checkbox"/>	<input type="checkbox"/>
d. Some other type of computer Specify <i>z</i>	<input type="checkbox"/>	<input type="checkbox"/>

10 At this house, apartment, or mobile home – do you or any member of this household have access to the Internet?

Yes, by paying a cell phone company or Internet service provider

Yes, without paying a cell phone company or Internet service provider → *SKIP to question 12*

No access to the Internet at this house, apartment, or mobile home → *SKIP to question 12*

11 Do you or any member of this household have access to the Internet using a –

	Yes	No
a. cellular data plan for a smartphone or other mobile device?	<input type="checkbox"/>	<input type="checkbox"/>
b. broadband (high speed) Internet service such as cable, fiber optic, or DSL service installed in this household?	<input type="checkbox"/>	<input type="checkbox"/>
c. satellite Internet service installed in this household?	<input type="checkbox"/>	<input type="checkbox"/>
d. dial-up Internet service installed in this household?	<input type="checkbox"/>	<input type="checkbox"/>
e. some other service? Specify service <i>z</i>	<input type="checkbox"/>	<input type="checkbox"/>

- **ACS 2015-2019 5-year estimates released December 10, 2020**
- 35+ topics: age, demographics, density, children, veterans, commute, education, income, poverty, housing, employment, industry, housing type
- **Internet subscription type, device computer, and cell phone ownership**



U.S. Department of Commerce
Economics and Statistics Administration
U.S. CENSUS BUREAU
[census.gov](https://www.census.gov)

Tools | Data.Census.Gov

Explore Census Data

The Census Bureau is the leading source of quality data about the nation's people and economy.

Find Tables, Maps, and more ...

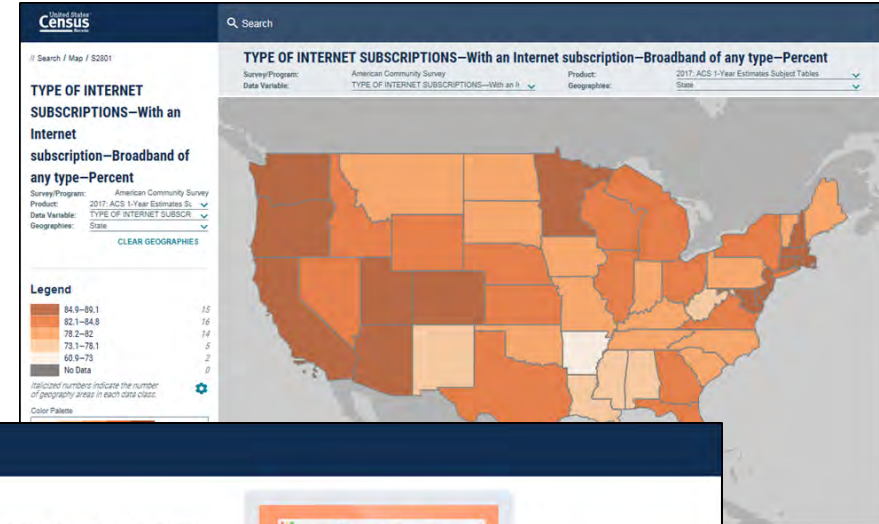
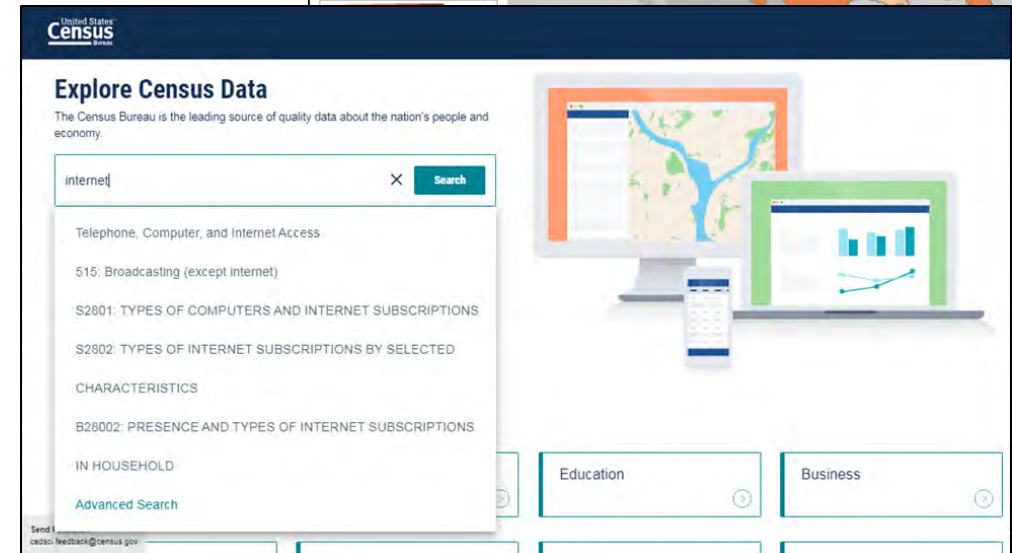
SEARCH

Advanced Search Help Feedback

Key Resources:

- [ACS home page](#)
- [Census Academy](#)
- [Census API](#)

data.census.gov

The screenshot shows the search results for 'internet'. The search bar contains 'internet' and the results list includes:

- Telephone, Computer, and Internet Access
- 515: Broadcasting (except internet)
- S2801: TYPES OF COMPUTERS AND INTERNET SUBSCRIPTIONS
- S2802: TYPES OF INTERNET SUBSCRIPTIONS BY SELECTED CHARACTERISTICS
- B28002: PRESENCE AND TYPES OF INTERNET SUBSCRIPTIONS IN HOUSEHOLD

At the bottom, there are buttons for 'Education' and 'Business'.

ACS Median Household Income in Past 12 Months

“Median Household Income 12 Months Past 12 Months” [B19013](#) (in 2019 Inflation-adjusted dollars)

- 1. Go to** Data.Census.gov.
- 2. Enter** [B19013](#)
- 3. Select** Product: “2019: 5-Year Estimates Subject Tables” in upper drop-down menu
- 4. Click** “Tables” in the Navigation bar on the upper left if don’t see a left hand navigation panel.
- 5. Select** Filter at the top of that panel.
- 6. Select** Geography, then Tract, then the State and County of interest
- 7. Select** All census tracts with that county
- 8. Scroll up and Select Done** in upper right corner.
- 9. Now, the Table** will display all the **Median Household Income** for all of the tracts in the county.

ACS Income Map and Average Household Size

“Average Household Size” [B25010](#)

- 1. Select** Maps in the navigation panel at top left side of the page.
- 2. Click** “Tables” in the Navigation bar on the upper left if don’t see a left hand navigation panel.
- 3. Now, the Map** will display the **Median Household Income** for all of the tracts in the county.
- 4. Use** the +/- or zoom feature if needed to see smaller tracts.
- 5. While** still on this page...
- 6. Enter** [B25010](#) into the Search bar where you currently see B19013. Hit **Enter**.
- 7.** B19013 “Average Household Size” by tract is now displayed on the map.
- 8. Select** Table to view B25010 “Average Household Size” in Table format

Also see the U.S. Census [video](#) on “How to visual your data using thematic maps on data.census.gov”

ACS Questions on Internet Subscriptions

- With an Internet Subscription [S2801](#) “Types of Computers and Internet Subscriptions”
 - With Broadband of any type
 - Wireline as cable, fiber optic or DSL
 - Cellular data plan
 - Cellular data plan only
 - Satellite Internet service
 - Other Service
 - Dial-up only
- Without an Internet subscription
 - Have Access but no subscription
 - No Internet Access



Additional Tools to Access Data



NTIA Data Explorer

ntia.doc.gov/data



American Community Survey

data.census.gov

QuickFacts

census.gov/quickfacts

BROADBANDNOW®

BroadbandNow*

broadbandnow.com



Speedtest by Ookla*

speedtest.net

MLAB

Measurement Lab*

speed.measurementlab.net



I3 Connectivity Explorer*

i3connect.org

See BroadbandUSA webinar archive:

[February, 2021 Webinar: Data as the Foundation for Broadband Planning](#)
[June 2020 Webinar: Utilizing Federal Data to Measure the Digital Divide](#)

*Not Federal Tools.

Scott D. Woods

*Senior Broadband Program Specialist
Manager, BroadbandUSA Technical Assistance Program*

CMC Next Steps

Next Steps

Federal Register Publication of CMC Final Rule

- ✓ Call For Merit Reviewers
- ✓ Publication of the Notice of Funding Opportunity (NOFO)
- ✓ Pre-application technical assistance & stakeholder outreach
- ✓ Open CMC application window
- ✓ Merit Review & Programmatic Review
- ✓ Notification of Acceptance/Project Funding

Call for Merit Reviewers

NTIA is seeking qualified volunteers with Broadband Use and Digital Inclusion expertise and experience in at least one of the following areas:

- ✓ Telehealth, distance learning, broadband adoption and digital inclusion programs including equipment, networks, training and outreach
- ✓ Telework, workforce development and online entrepreneurship programs
- ✓ Low-income discount and subsidized broadband programs
- ✓ Planning, program design and evaluation for telehealth, distance education, workforce development and digital inclusion programs
- ✓ Programs and activities noted above that are conducted by Minority Serving Institutions

Call for Merit Reviewers

Merit reviews will start in August and extend into October. We are committed to ensuring that reviewers come from diverse backgrounds and areas of the United States.

To volunteer as a reviewer, please email a resume containing the information below to grantreviewer@ntia.gov:

- Name
- Residence (city and state)
- Email/phone number
- Employer(s) including states you were employed in
- Position/Title
- Years and types of experience and positions in fields related to broadband activities

Although you will not be compensated for your time and expertise, you will be making a significant contribution to enhancing broadband services and utilization throughout the United States. We appreciate the valuable contribution you will be making to the success of the programs and look forward to working with you as a reviewer. Further information is available [here](#).

Q & A

Join again for the grants webinar series!

Broadband Infrastructure Program	Tribal Broadband Connectivity Program	Connecting Minority Communities Pilot Program
April 28 & 29	April 21 & 22	May 5 & 6
May 12 & 13	May 19 & 20	May 26 & 27
June 9 & 10	June 16 & 17	June 23 & 24
July 14 & 15	July 21 & 22	July 28 & 29

Webinars start at 2:30 pm ET

Registration is required for each webinar and is limited to 1,000

<https://broadbandusa.ntia.doc.gov/events/latest-events>

Thank you for attending

The slides, transcript, and a recording will be posted on the BroadbandUSA website by May 12.

<https://broadbandusa.ntia.doc.gov/events/past-events>



broadbandusa@ntia.doc.gov