



**INTERNET
FOR ALL**

Digital Equity Webinar Series: NTIA's Digital Equity Activities in 2024 and What's to Come in 2025

December 4, 2024



Agenda



Welcome and Introduction

Michell Morton, Digital Equity Deputy Director, NTIA

Economic Impact and Evaluation

Samantha Claggett, Digital Equity Advisor, NTIA
Alex Marre, Senior Economist & Evaluation Lead, NTIA

Overview of DELN's Work in 2024 and What's Next

Michell Morton, Digital Equity Deputy Director, NTIA

New Resources for and Continued Engagement with Digital Equity Stakeholders

Francella Ochillo, Director, Office of Public Engagement, NTIA

Q&A

All

Closing

Michell Morton, Digital Equity Deputy Director, NTIA



Economic Impact and Evaluation

DE Competitive Grant Evaluation Activities

The DE Competitive Grant NOFO contains certain evaluation components.

1. DE Competitive Grant evaluation is intended to help determine:

- Whether the grant's intended objectives were accomplished, including whether it achieved its intended outcomes.
- Whether the program resulted in measurable changes in participants from the Covered Populations, such as in knowledge or skills, including collecting data before, during, and after the program to understand potential changes.
- Whether the activity or intervention is making/has made progress toward the goals and objectives of the grant.
- How efficiently the program achieved its goals.

2. The evaluation strategy should include, at a minimum:

- ✓ Proposed data collection and analysis procedures, including frequency and scope.
- ✓ Key outcomes to be measured.
- ✓ A plan for continuous improvement to use evaluation findings to inform project activities, including obtaining input from beneficiaries and stakeholders to inform project adjustments.



DE Competitive Grant Evaluation Activities

The DE Competitive Grant NOFO contains certain evaluation components.

3. Competitive Grant funds must be used to support one or more of the following project activities:

- Develop and implement digital inclusion activities
- Facilitate the adoption of broadband
- Implement digital inclusion training programs
- Make equipment available for broadband services at low or no cost
- Enhance public access through community anchor institutions
- Undertake any other activity considered to be consistent with Program purposes by the Assistant Secretary

4. Evaluation activities must explain how the activity facilitates one or more of the following outcomes:

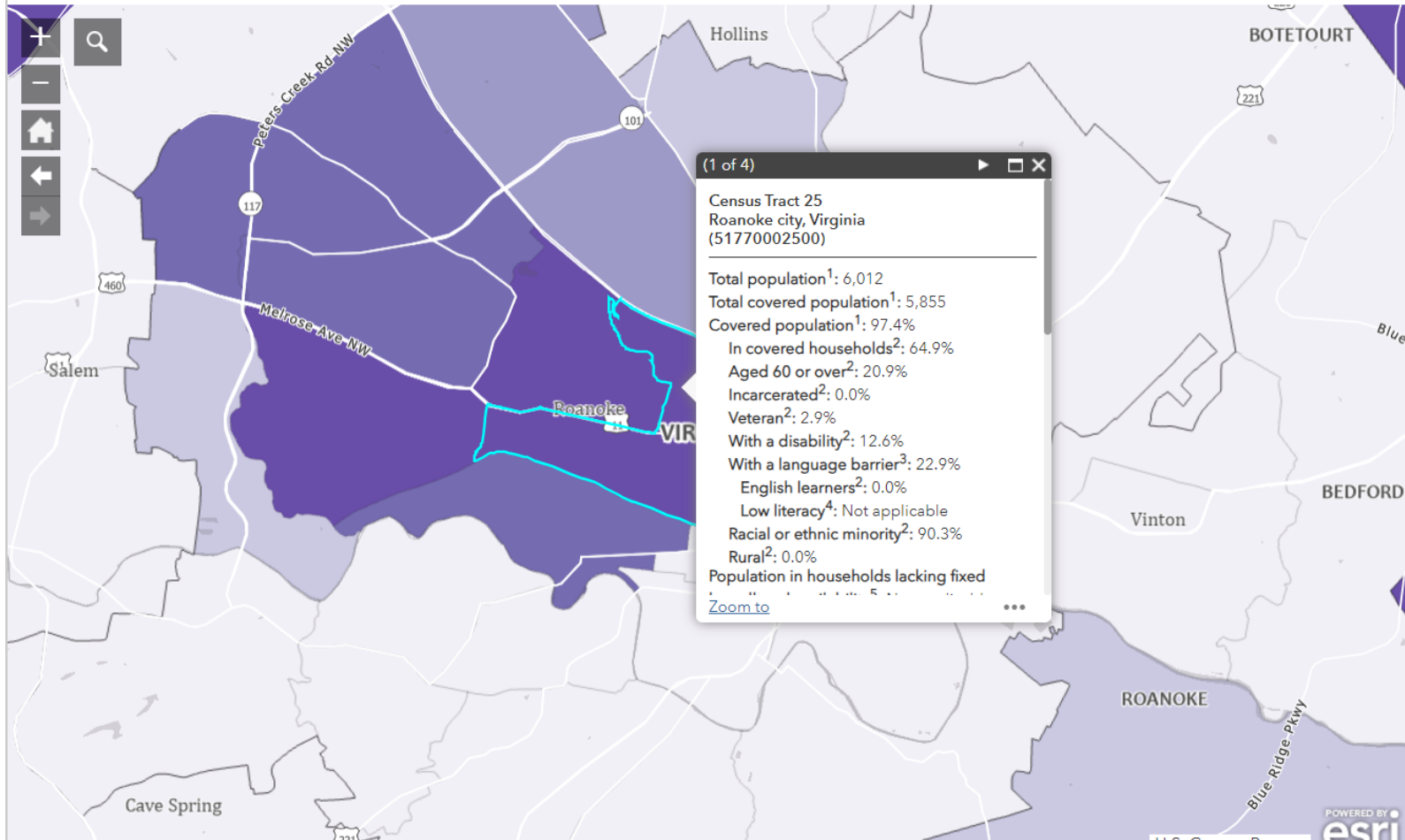
- ✓ Economic stability, including workforce development and employment opportunities
- ✓ Access to quality education
- ✓ Access to healthcare
- ✓ Social and civic engagement
- ✓ Community access to the benefits of Internet technology



Digital Equity Act Population Viewer

U.S. Census Bureau | National Telecommunications and Information Administration

Digital Equity Act Population Viewer



About



The Digital Equity Act Population Viewer includes five (5) thematic maps to explore. The Digital Equity Act of 2021 was established by the Bipartisan Infrastructure Law, also called the [Infrastructure Investment and Jobs Act \(Sections 60301-60307\)](#). Under the legislation, NTIA allocates awards to participating States (including the 50 states, the District of Columbia, and Puerto Rico) based on their populations, demographics, and availability and adoption of broadband. This map viewer depicts the data used in the funding allocation formula.

Layer List

Layers

- Covered Population
- Population Lacking Fixed Broadband
- Population Lacking Computer or Broadband

Legend

Covered Population

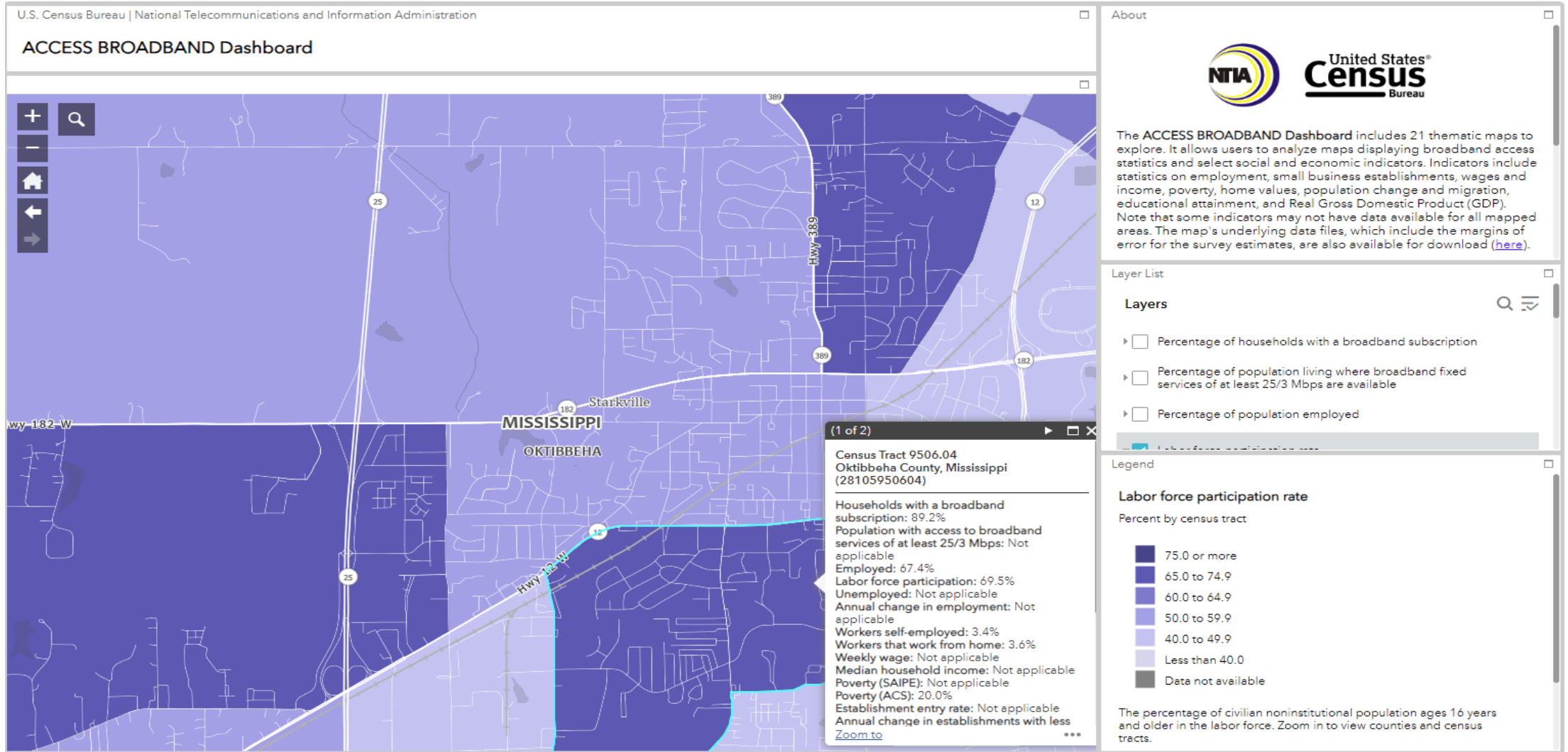
Percent by census tract

- 90.0 or more
- 85.0 to 89.9
- 80.0 to 84.9
- 75.0 to 79.9
- Less than 75.0
- Data not available

This map shows the percentage of the population that falls into at least



ACCESS Broadband Dashboard



United States Census Bureau




Table S2802 × 📍 🔊 🔍

Advanced Search

All
Tables
Maps
Profiles
Pages
Apps Help FAQ Feedback

Filters 1

Results 1

1 Filter ?

S2802

Clear search

Geographies

- Nation >
- State >
- County >
- County Subdivision >
- Place >
- ZIP Code Tabulation Area >
- Metropolitan/Micropolitan Statistical Area >
- Census Tract >
- Block >
- Block Group >
- All Geographies >

Topics

- Housing >

Surveys

1 Result

View: 10 | 25 | 50

Download Table Data

American Community Survey

S2802 | Types of Internet Subscriptions by Selected Characteristics

View All 14 Products

S2802 | Types of Internet Subscriptions by Selected Characteristics

American Community Survey
2023: ACS 1-Year Estimates Subject Tables

Notes
Geos
Topics
More Tools

Please note that American Community Survey 1-Year estimates are published for geographies with a population of 65,000 or more. For more information, see the [guidance for when to use 1-year or 5-year estimates](#).

Label	United States	
	Total	Estimate
▼ Total population in households	326,701,646	
▼ AGE		
Under 18 years	72,507,380	
18 to 64 years	196,644,074	
65 years and over	57,550,192	
▼ RACE AND HISPANIC OR LATINO ORIGIN		
White alone	197,766,323	
Black or African American alone	38,975,865	
American Indian and Alaska Native alone	3,239,758	
Asian alone	19,623,835	
Native Hawaiian and Other Pacific Islander alone	641,003	
Some other race alone	24,477,220	



Overview of DELN's Work in 2024 and What's Next

Cohort Overview

NTIA convenes three cohort groups: the State Broadband Leaders Network (SBLN), Digital Equity Leaders Network (DELN), and Tribal Broadband Leaders Network (TBLN) to provide support on NTIA's grant programs. The cohorts promote innovation and economic growth and are part of a concerted strategy to engage State/Territory, Tribal, and regional and local governments.

SBLN

A community of state and territory practitioners who work on increasing high-speed Internet deployment and access at the state level

DELN

A community of practitioners who work on increasing digital equity, digital inclusion, and access at the local, county, regional, and state government levels

TBLN

A community of practitioners who work on increasing broadband deployment and access on Tribal lands

NTIA Grant Programs Related to Cohorts

BEAD - \$42.45B

Broadband Equity, Access, and Deployment Program

BEAD aims to expand high-speed Internet access by funding planning, infrastructure deployment and adoption programs in all 50 states, Washington D.C., Puerto Rico, the U.S. Virgin Islands, Guam, American Samoa, and the Commonwealth of the Northern Mariana Islands.

DE Act Programs - \$2.75B

Digital Equity Act Programs

The Digital Equity Act established three grant programs to promote digital opportunity and inclusion, providing funding for Digital Equity/Opportunity Plans and projects to promote broadband adoption, use, and skills:

- State Digital Equity Planning Grant Program (\$60M);
- State Digital Equity Capacity Grant Program (\$1.44B; \$45.3M of which is for Native Entities); and
- Competitive Grant Program (\$1.25B).

TBCP I and II - \$3B

Tribal Broadband Connectivity Program

Under the first Notice of Funding Opportunity (NOFO) authorized by the Consolidated Appropriations Act 2021 (CAA), TBCP I awarded grants to Tribes and Tribal broadband deployment on Tribal lands, as well as for telehealth, distance learning, broadband affordability, and digital inclusion. Under the second NOFO authorized by the Bipartisan Infrastructure Law (BIL), TBCP II will award additional funding for Tribal broadband infrastructure, adoption, and use projects.

DELN Overview

What does DELN do?

DELN serves as a space for trainings, conversations, and technical assistance on the **Digital Equity Act** which provides \$2.75 billion to establish three grant programs that promote digital equity and inclusion.

Who is eligible to participate in DELN?

Participants are usually part of a dedicated digital equity office or programs in their local, regional, or state government or have identified digital equity and broadband as a specific responsibility within their agency or department. The positions may reside in the mayor or county executive offices, offices of technology and innovation, economic development, public library or local education offices, public utility/public service commission, newly formed digital equity offices, or state or territorial broadband offices.

- **283** participants representing all 72 local governments, 4 regional governments, 1 Tribal government, and 52 states and territories make up DELN

DELN Activities in 2024



7 Virtual Meetings and Webinars

- 3 Closed Meetings: Health equity, training opportunities in correctional settings, and adult literacy and digital skills for aging populations
- 4 Public Webinars: Impact of Internet on incarcerated and justice-impacted individuals, digital equity solutions for Tribal nations, digital equity for small and rural communities, and summary of DE activities in 2024



1 In-Person Meeting

- Joint Cohort Summit, September 17-19, Portland, OR
 - Attendance: 79 DELN members in attendance from states/territories and 113 local governments; 76 in-person and 3 virtual
 - Topics: Innovative approaches to digital equity, data-driven investments, developing outcome-focused digital equity programs, building effective partnerships, approaches for larger and small/rural communities, approaches to hard-to-reach populations, sustainability/capacity of digital equity programs, opportunities/collaborations with Federal agencies, and community outreach and engagement



11 DELN Downloads (Monthly Newsletter)

- Topics: Invites to webinars and meetings, TA updates, programmatic information, and resources from NTIA and other federal agencies

Digital Equity Program Highlights

- ✓ **Awarded DE Planning Grants to 56 states and territories** totaling more than \$53.7 million.
- ✓ Received applications for more than **\$644 million in DE Capacity Grants to 52 states and territories** and are in the process of announcing them.
- ✓ **The DE Native Entity Capacity and Planning Grant Program opened in September 2024.** \$45.3 million has been set aside for Native Entities on a competitive basis; the application period will close in February 2025.
- ✓ **The DE Competitive Grant Program opened in July 2024. Applications were due by September 23, 2024, for Eligible Entities, and by October 22, 2024, for U.S. Territories.** NTIA received more than 700 applications totaling over \$6.5 billion. NTIA expects to begin awarding funds this coming Winter.
- ✓ To support the opening of the DE Capacity, Native Entity DE Capacity and Planning, and DE Competitive Grant Programs, **NTIA conducted 28 application and guidance webinars for eligible applicants.**
- ✓ NTIA produced **45+ public facing technical assistance materials** and held **80+ one-on-one technical assistance sessions** for to support Eligible Entities in producing high-quality applications and proposals.

New Resources and Continued Engagement with Digital Equity Stakeholders



Programs funds can be used for different purposes.

Uses of State Planning Grant funds:

- **Developing** State Digital Equity **Plans**
- **Making subgrants** to other entities, such as community anchor institutions, municipalities, Indian Tribes, nonprofits, and other organizations, that help develop the Digital Equity Plan
- State Planning and Capacity **funds were allocated proportionally** based on the State's population, share of members of covered populations, and relative lack of availability and adoption among residents.

Uses of State Capacity and Competitive Grant funds:

- **Updating and implementing** State Digital Equity **Plans** (Capacity)
- Pursuing **digital inclusion activities**
- Facilitating **adoption** of high-speed Internet
- Implementing **training and workforce development programs**
- Making **equipment and software** for high-speed Internet services available
- Constructing or upgrading **public access computer centers**

Stakeholder Questions & Concerns



in their own words...



To stay in touch with your State Broadband Offices and NTIA Federal Program Officers, visit www.internetforall.gov/funding-recipients.

OICG Regional Workshop Series



Get updates via [Broadband USA's Newsletter](#) and [Events](#).

- **Southeast:** Atlanta, GA: February 14, 2025 | *Registration opens soon!*
- **Northern Plains:** Boulder, CO: March 11, 2025
- **West:** San Diego, CA: March 19, 2025
- **Southwest:** Austin, TX: April 9, 2025
- **Alaska and Territories,** Anchorage, AK: April 23, 2025
- **Northeast:** Boston, MA: May 14, 2025
- **Midwest:** Chicago, IL: May 22, 2025

Q & A
